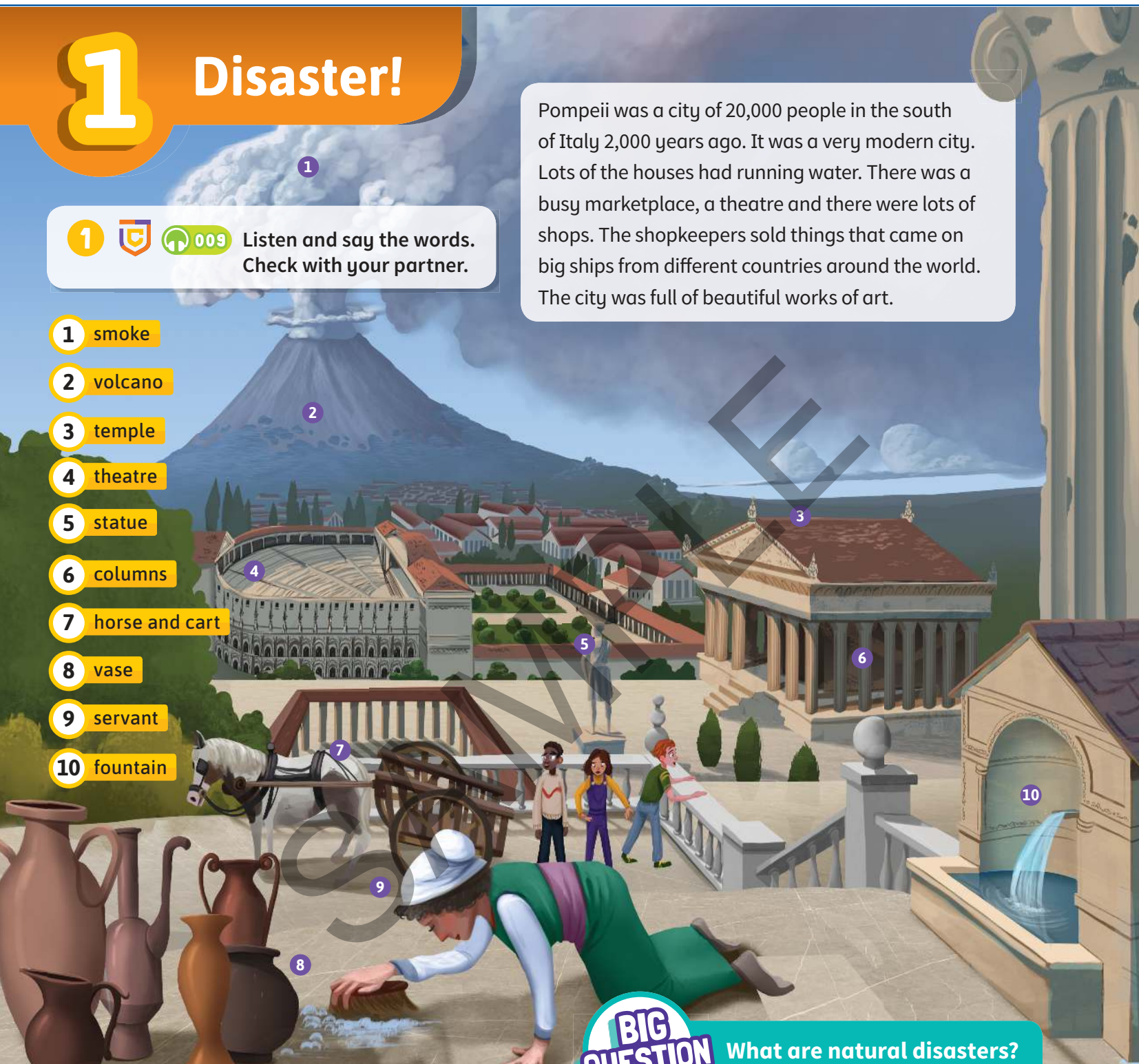


1 Disaster!

Pompeii was a city of 20,000 people in the south of Italy 2,000 years ago. It was a very modern city. Lots of the houses had running water. There was a busy marketplace, a theatre and there were lots of shops. The shopkeepers sold things that came on big ships from different countries around the world. The city was full of beautiful works of art.

1 009 Listen and say the words. Check with your partner.

- 1 smoke
- 2 volcano
- 3 temple
- 4 theatre
- 5 statue
- 6 columns
- 7 horse and cart
- 8 vase
- 9 servant
- 10 fountain



BIG QUESTION

What are natural disasters?

2 010 Read, listen and complete the sentences.

- 1 The gate takes the children into the _____.
- 2 Phoebe likes the gardens, the _____ and the _____.
- 3 There are no cars, only _____ and _____.
- 4 The mountain is not a mountain. It's a _____.

3 Choose a word. Mime it for your partner to guess.

Look! Can you guess the word?

I'm not sure ... Is it ... ?

10 Around Pompeii

1 Read the article and write the names under the photos. There is one extra photo.


Earthquake shakes London

At 5.37 p.m. yesterday many Londoners suddenly felt the earth shake. We talked to some of them this morning to hear their stories.

'My sons and I were playing football,' said Ken Harmer from Wimbledon. 'We didn't feel much and we weren't worried.'

'I was in the living room,' said his wife, Claire. 'I was reading – it was strange!' Their neighbour, Caroline, was sleeping when it happened. 'It was terrible. I was so scared!' she said.

Another man, Mr Williams, told us, 'When I felt the earthquake, I was standing on the balcony of our flat. It's on the 27th floor.'



2 Complete and say the sentences with the words in brackets.

- 1 At 5.37 p.m. yesterday, Mr Harmer and his sons football. (were playing)
- 2 Mr Williams on the balcony when the earthquake happened. (was standing)

3 011 Watch, listen and say.

Language focus

When the earthquake shook the tree, Leo **was reading** quietly.

When the earthquake shook the tree, The monkeys **were playing** hide and seek.



4 Ask and answer.

What were you doing yesterday at five o'clock?

I was ...



1 012 Listen and correct the mistakes. Then sing the song.

I was sleeping in the garden, (1) _____
 When the ground began to shake,
 A vase fell in the fountain. (2) _____
 The fountain fell in the lake.
 I ran inside the shop, (3) _____
 And I thought, 'No, this is it!'
 Yeah, I was feeling pretty angry when ...
 (4) _____
 The earthquake hit.
 Danger. Danger. Danger, everywhere.
 Life is full of danger,
 You'd better take care!
 I was walking in the city, (5) _____
 When the day turned really grey.
 I looked up at the clouds (6) _____
 And I knew I couldn't stay.
 There was rain in the clouds, (7) _____
 There was smoke and thunder too.
 I was feeling pretty happy when the ...
 (8) _____
 Volcano blew.



All about music: PUNK ROCK

The first punk bands came from the USA and UK in the mid 1970s. Bands like The Ramones and The Clash wanted to change music forever. Their songs were fast, short and often very angry. Punk was about fashion too – scruffy torn clothes, amazing hair styles and lots of safety pins.



What I think about this song

It's great. It's OK. I don't really like it.

Phonics

2 014 Listen and say the dialogue.



Gran Your haircut is **cute**, Stan!
Stan I like your cap and **cape**, Gran!




12 Singing for pleasure; phonics focus: final e

1 Read Christopher's email to his friend. Some of the words were accidentally deleted. Look at the pictures and correct the email.



Hi Ryan,
 Today we had a bad day at home!
 Let me tell you all about it! While Dad was sleeping, the animals were very bad.
 Our naughty cat was (1) _____ ing our lunch and our dog was (2) _____ ing birds in the garden! My sister and brother were even worse! My brother John was (3) _____ ing my mobile phone and my baby sister was (4) _____ ing on the walls.
 I hope you had a better day!
 Christopher



2 015 Watch, listen and say.

Language focus

While Leo **was looking** at the moon,
 The explorer **was stealing** his favourite spoon.
While Leo **was swimming** in the lake,
 The explorer **was eating** his chocolate cake.



3 Play the *wishidishing* game with a partner. Say a sentence. Your partner has to guess.

On Sunday afternoon, while I was playing computer games, my mum was *wishidishing*.

No, she wasn't.

No.

Yes, she was!

While you were playing computer games, your mum was reading.

Was she sleeping?


Was she listening to music?

Two simultaneous actions with *while* 13

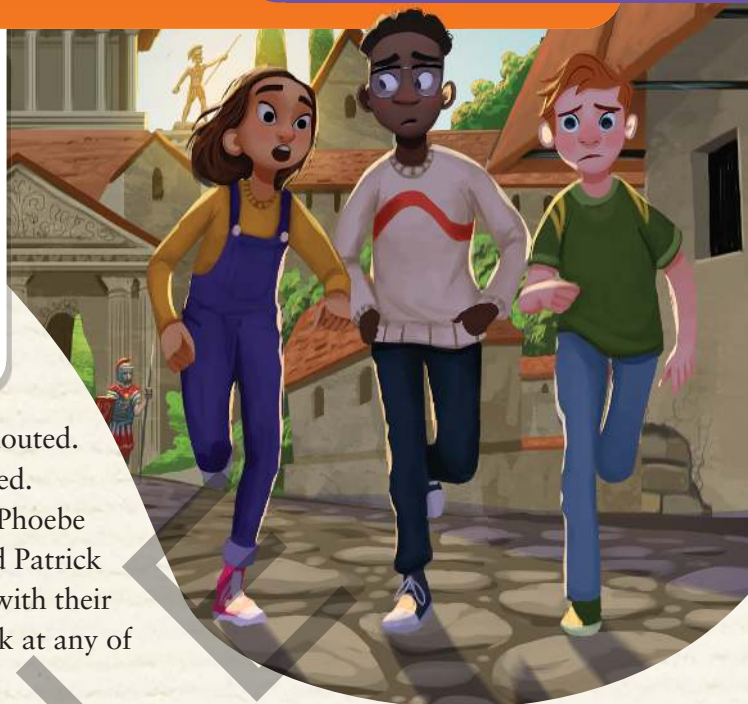
A NARROW ESCAPE

1 Go through the story quickly and find answers to the questions.

- 1** Where are the kids? **2** What year is it?

2  **016** Read and listen to the story to check your answers.

Phoebe started running down the stone stairs. 'Hey, wait!' Alex shouted. 'Where are you going?' 'Come quickly. Follow me!' Phoebe shouted. 'Why?' Alex and Patrick didn't understand what was happening. Phoebe was running through the city in the direction of the hills. Alex and Patrick followed her. They ran past the houses and the beautiful temples with their statues and columns, but Alex and Patrick didn't have time to look at any of that. They followed Phoebe up a hill outside the city.



When Phoebe reached the top of the hill, she sat down, and the boys sat down next to her. 'I don't understand!' said Patrick. 'What are we doing here?' Phoebe waited for her breathing to slow down. Then she began to speak. She looked worried. 'This city is Pompeii. We learned about it in History. That volcano over there is going to erupt, and we're in danger!' 'But how do you know it's going to erupt now?' asked Alex.



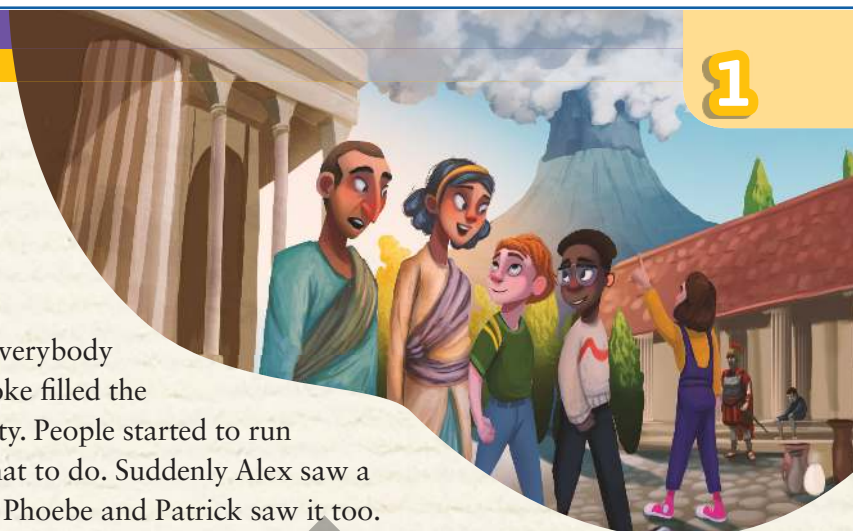
Suddenly there was a loud noise like thunder. The three friends looked up at the volcano. They were scared by what they saw. There was a lot of dark, grey smoke. 'I was right,' said Phoebe. 'We have to go and tell the people who live in Pompeii.' 'But are you certain it's going to erupt?' asked Alex. 'Look!' said Phoebe. 'Animals often run away from natural disasters. We learned that at school. Now come on! The people are in danger.'

14 Reading for pleasure




Back in the city, the children tried to tell everyone about the volcano, but the people didn't understand what they were saying and so they were not worried. Suddenly there was another loud explosion.

'Look!' shouted Phoebe. 'It's too late! It's erupting.' Everybody was very scared. The sky became really dark and smoke filled the air. Stones flew from the volcano and landed in the city. People started to run away shouting for help. The children didn't know what to do. Suddenly Alex saw a yellow light through the smoke. 'What's that? Look!' Phoebe and Patrick saw it too.




'I know what that is. It's the gate that brought us here!' Phoebe shouted. 'Let's go through it.' 'The gate?' Patrick didn't understand. 'Yes,' said Phoebe. 'Remember the lab? The yellow glow – the gate to the past. Maybe it'll take us back to our time. Let's run or we'll all die! It's our only chance!' The children ran as fast as they could to the light and jumped. They were gone in a flash!

On August 29th in 79 AD, Vesuvius erupted and destroyed the city of Pompeii. The volcano threw smoke and stones more than 30 kilometres high into the air. Within minutes, the stones, lava and ashes covered the whole city. Almost 20,000 people died.



3 Put the sentences in the correct order.

- | | |
|--|--|
| <input type="checkbox"/> They tried to warn people. | <input type="checkbox"/> Phoebe told the boys about Pompeii. |
| <input type="checkbox"/> They heard a loud noise. | <input type="checkbox"/> Suddenly they saw a bright light! |
| <input type="checkbox"/> The children ran up a hill. | |

4  Work in pairs. Read the sentences. Check the text and then replace the underlined words with more specific information.

- | | |
|--|---|
| 1 <u>They</u> often run away from natural disasters. | 3 ... <u>they</u> were not worried. |
| 2 <u>They're</u> in danger. | 4 <u>They</u> ran as fast as they could ... |

Let's find 'natural disasters' in the text.

Here it is. Let's look. OK. It says ...

Skills

1 Read this text from a website about disasters. Write *t* (true) or *f* (false).

- 1 There are natural disasters all around the world.
- 2 Scientists can stop weather disasters from happening.
- 3 Scientists can always warn us about volcanoes, but not about earthquakes.
- 4 Weather and people can cause forest fires.
- 5 There can be a lot of damage after floods.



flood



avalanche



earthquake




hurricane

Being **DISASTER SMART** can save your life!
 Learn about natural disasters **NOW**



Natural disasters happen all over the world. We cannot stop them from happening. But we can learn what to do when a disaster happens. The weather causes disasters like thunderstorms, floods, hurricanes and avalanches. Scientists often know when weather disasters will happen. They give people warnings so they can prepare for these disasters. Volcanoes and earthquakes are not caused by weather. Scientists have special equipment to watch volcanoes and earthquakes, but they often do not know when a volcano will erupt or an earthquake will happen. That's why volcanoes and earthquakes cause a lot of damage. Forest fires can happen because of lightning, but sometimes they also happen when people are not careful enough and make a fire in very dry places. Floods can be very expensive natural disasters because they cause a lot of damage. People should try not to build houses close to rivers because of the danger of floods.

forest fire

2  Work in groups. Think of a disaster you heard about. Use the questions to tell your classmates about it.

- What disaster was it?
- When and where did it happen?
- What happened?
- What kind of damage was there?

Last year, there was an earthquake in ...


1  017 Listen to a news report about a fire and answer the questions.

- 1 What day did the fire start?
- 2 How many helicopters are helping?
- 3 How can people help the fire fighters?



2  018 Listen again and match the sentence halves.

- | | |
|--------------------------------|---|
| 1 This is day five | a no danger to houses. |
| 2 Fire fighters think there is | b cause big problems for the fire fighters. |
| 3 More than 100 fire fighters | c see the fire. |
| 4 The biggest problem | d of the fire on Saddleworth Moor. |
| 5 Some people want to | e are on the moors. |
| 6 These people | f is getting water to the fire. |

3  Think of a natural disaster (real or imaginary) and write a short report.

- Think of a natural disaster you want to write a report about. Make notes about:
 - the type of disaster
 - where and when the disaster happens
 - what the disasters can do
- Read your notes to a partner. Make suggestions to help each other.
- Write your report.

This report is about forest fires. Forest fires often happen in the summer in countries which are hot and dry. Forest fires are dangerous. They can burn down trees and houses, and they can be dangerous for people too.

Think and learn

THE EARTH'S PLATES



Super fact!

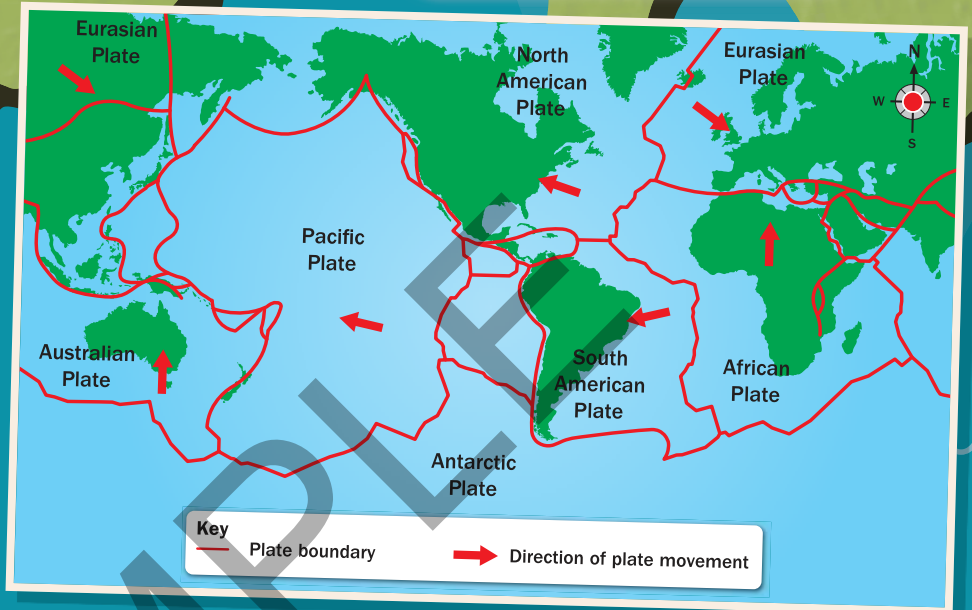
Plates can create mountains. This happens when two plates meet and the land on them moves up.

▶ What are the Earth's plates?

1 Read the text and look at the pictures. How do plates make natural disasters happen?

The Earth has seven big plates and some smaller plates. Land and oceans sit on the plates and the plates move very slowly. Some big plates can move about two centimetres each year.

The arrows → on the map show where the plates are moving. The line around each plate is called a boundary.



There are different kinds of plates. Oceanic Plates are under the ocean. Continental Plates are under land. Some plates, like the South American Plate, are under land *and* oceans. The Pacific Plate is the biggest plate on Earth.



Where two plates meet, a volcano can erupt.




Where plates meet, an earthquake can happen.

2 What are the words?

- 1 These plates are under the ocean.
- 2 This is the line around each plate.
- 3 These plates are under land.
- 4 This plate is under land and water.
- 5 This is when fire comes from a volcano because two plates meet.
- 6 The is when land moves because two plates meet.

3 Look at the map and at maps of your country. Find out:

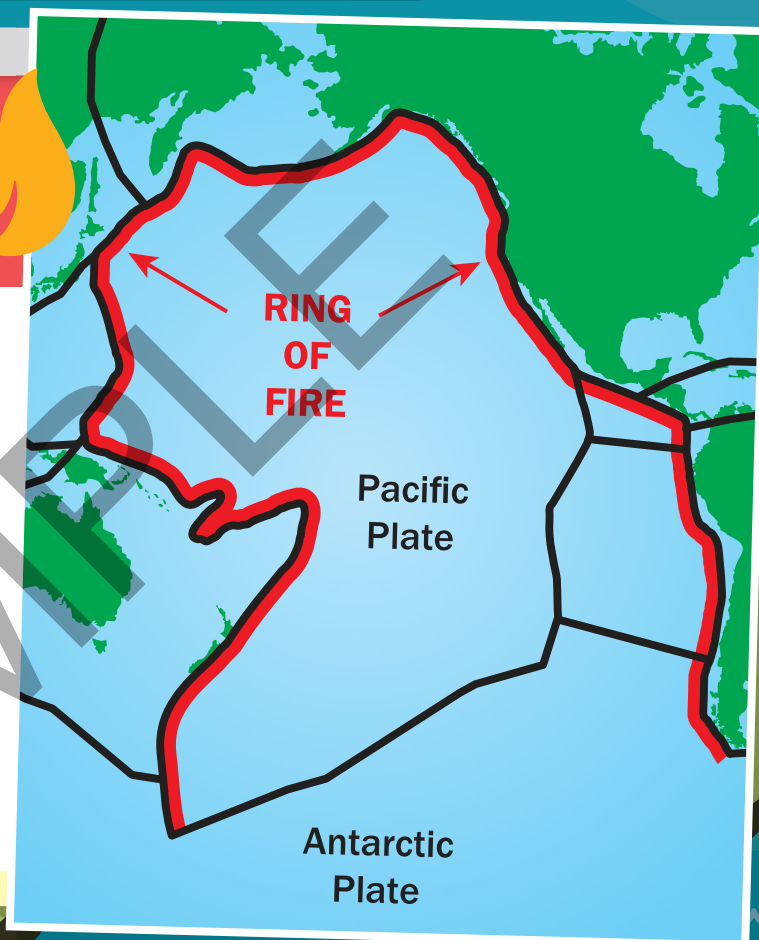
- which plate you are on
- the boundary nearest to where you live
- if there are mountains there
- if there are volcanoes there
- if any earthquakes happened there.


4  019 Read this fact file about the Ring of Fire. Think and complete the text with words from the box. Listen and check.

volcanoes millions 452 cities plate earthquakes 40,000 water

THE RING OF FIRE

- It's around the Pacific (1) _____.
- It's (2) _____ km long.
- There are (3) _____ volcanoes there.
- Most of the volcanoes are under (4) _____.
- About 90% of all (5) _____ happen in the Ring of Fire.
- Some famous and dangerous (6) _____ are Mount Fuji in Japan and Krakatoa in Indonesia.
- Popocatépetl volcano in Mexico is also dangerous because it is near two big (7) _____: Mexico City and Puebla.
- (8) _____ of people live near Popocatépetl.




5  **Project** Create another fact file about the South American Plate.

- Find out about the South American Plate online.
- Look for information about how big it is, and about earthquakes, volcanoes and cities on the plate.
- Make notes.
- Design your fact file.
- Find a photo or draw a picture like this.
- Add a label for the picture.



Portfolio



Time to present

A mini-talk

- 1 020 Listen to a group presentation about a tornado. Put the pictures in order. Find out about it.



- 2 021 Listen again and answer the questions.

- 1 What is a tornado? 2 What happened to Joplin in the USA?

- 3 Give a mini-talk.

Find out about it

- Choose a disaster and find out more about it. Possible topics are: a flood, a mudslide, an avalanche, an earthquake, the eruption of a volcano, a fire or a tsunami.
- Use books and magazines.
- Talk to people in your family.
- Go online and see what you can find on the Internet.

Prepare it

- Work in groups of four.
- Find out some important facts about the disaster. Make notes on a big sheet of paper.
- Find four different pictures and print them out. Make sure the pictures or photos are big enough for your classmates to see from a distance.
- Write your talk. Each of you should write three or four sentences about your picture. Then show it to your teacher to help you with the language.
- Correct the text. Read it often enough so that you know what you are going to say.

Present it

- Tell your classmates about your topic.
- Point to your pictures while you are talking to make it more interesting.

A tornado is a very strong wind.

The tornado in Joplin was in 2011.

It destroyed lots of buildings.

Presenting tip

You should give a talk, and not read out your text. That's why you should prepare your presentation well, so you know what you are going to say. When you talk, look at your classmates. This makes your talk more interesting.



1

Think and write

Filling in a form

- 1 Start a new portfolio for this year. Write about yourself in your profile.

MY PORTFOLIO

My name:

Antulio Martinez

My class:

6e

My teacher's name:

Mrs Wilkins

What my friends like about me:

I am funny and good at singing.

What I did in my holidays:

I went to Lake Louise Summer Camp.

My favourite topics:

My favourite topics are rainforests and Geography!

What I like best about my English lessons:

I like singing songs in English best!

- 2 In his holidays, Antulio went on a summer camp. Read the form and answer the questions below.

- 1 What's his first name?
- 2 What's his last name?
- 3 When was he born?
- 4 What's his home address?
- 5 What country is he from?
- 6 What's his postal code?

Writing tip

When you need to fill in a form, make sure you understand what you have to write. Sometimes you can guess what the words mean, but always check with someone just to make sure.

Lake Louise Summer Camp

Last name: MAWNEZ

First name: ANTULIO

Nationality: MEXICAN

Sex: M F

Date of birth: 5 AUGUST 2013

Place of birth: MEXICO CITY

Passport no: TR 84902658

Home address (street): 1702, CALLE SAN JOSE

Town / Country: BUENA VISTA, MEXICO

Postal code: 37604



- 3 In pairs, ask and answer questions. Then make a form for your partner. Check their answers.