

1

Old toys, new toys

Lesson 1

What can you see?

1 ^{1.01} Listen and explore.

1 doll

2 tablet

3 robot

4 car

5 teddy bear

6 ball

7 train

8 elephant

Tell me!

What's in your toy box?

2 ^{1.02} Listen, point and say.

3 Stick and say. 4 Watch and listen.

Wonder

Imagine

Build

Grow

Shine

1

Lesson 2

1 ^{1.03} Sing and act. **Song**

2 ^{1.05} Listen and number.



What's this?
It's a car.



I can shine!

3 Ask and answer about toys.

What's this?

It's a car.

I can name my toys.



Lesson 3

1 Which toys can you see in the story? Tick (✓).



2 Listen or watch.



Wonder

Imagine

Build

Grow

Shine

1



Let's imagine!

Draw a toy for Kiki.



I can shine!

3 Circle Dexter's favourite toy.



4 Act out.

I can understand a story about toys.



Lesson 4

- 1 1.08 Listen and find. 2 1.09 Listen and number. Say.



- 3 1.10 Listen and say.

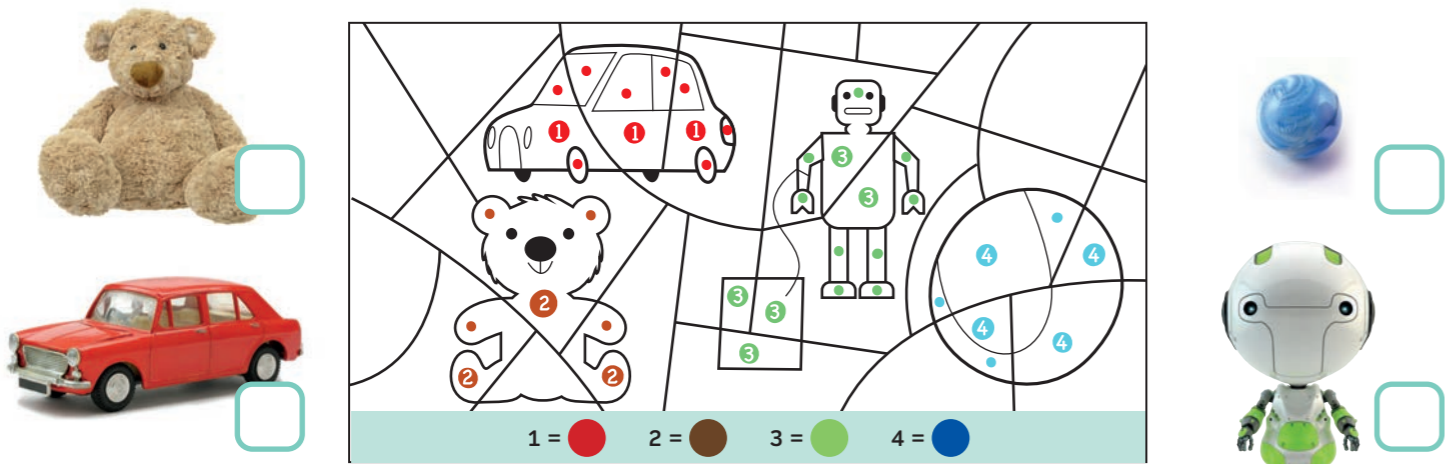


Chant

It's a doll, it's new.
It's a car, it's blue.
It's a train, it's old.
It's a ball, it's small!

It's old.

- 4 Find, colour and number. Then say.



Lesson 5

- 1 1.11 Listen and number.



- 2 Look and play.

What's this?

It's an elephant.

It's small.

- 3 1.12 Listen and say.

My sounds



Two **t**oy **t**eddy bears and
Dora the **d**oll.

I can shine!

- 4 Cut out and guess the toys.

What's this? It's new. It's blue.


It's a robot.

I can ask and answer about toys.



Lesson 6

- 1 1.15 Listen, look and find. 2 1.16 Listen, point and say.



- 3 Circle old toys in blue. Circle new toys in green.



Think and share!
New toys or old toys?



- 4 Watch and listen.

Lesson 7

- 1 Look and number.




- 2 1.17 Listen and tick (✓).



Let's have a class toy swap!

Step 1 Review


1 Look, read and number. Then trace.




ball
doll
robot
teddy bear
train
tablet
elephant
car

□
□
□
□
□
□
□
□

2 Choose a toy. Draw, colour and circle.



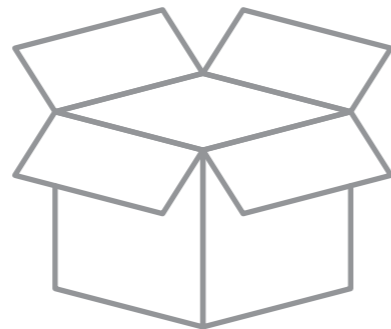
It's big / small.



It's small.
It's old.

A car?

4 Think! Choose a toy for the box. Circle.



It's old / new.

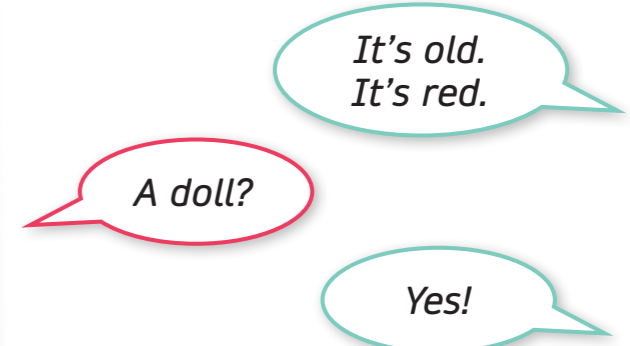
Step 2 Create

5 Draw your toy for the class toy swap.



6 Add your toy to a class toy swap poster.

7 Guess your friend's toy.



Time to shine!

8 Share your toy with the class.



I can share my toys with my class!

