


1 In the museum



1 011 Listen and say the words. Then check with a friend.

- 1** sword
- 2** bow and arrow
- 3** helmet
- 4** crown
- 5** necklace
- 6** belt
- 7** bracelet
- 8** shield
- 9** knight
- 10** queen



BIG QUESTION How can we learn about the past?

2 012 Listen and correct the sentences.

- 1** There is a helmet on the map.
- 2** Ben is talking about the helmet.
- 3** Lucy would like the queen's crown.
- 4** They go to the dinosaur room.

3 Ask and answer.

Where's the sword?

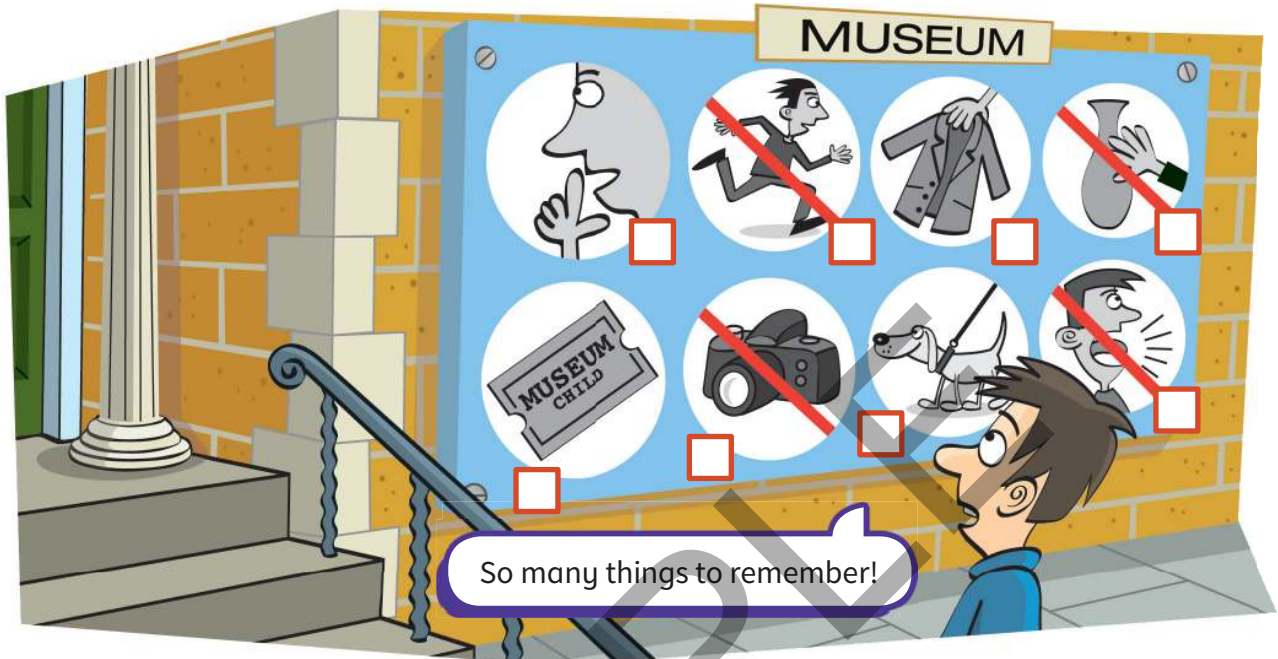
The knight's carrying it.

Where's the bracelet?

The queen's wearing it.

10 Knights and queens

1 013 Listen and number the pictures.



2 Complete with *must* or *mustn't*. Say the sentences.

- | | |
|--------------------------|------------------------|
| 1 I _____ buy a ticket. | 3 I _____ run. |
| 2 I _____ speak quietly. | 4 I _____ take photos. |

3 014 Watch, listen and say.

Language focus

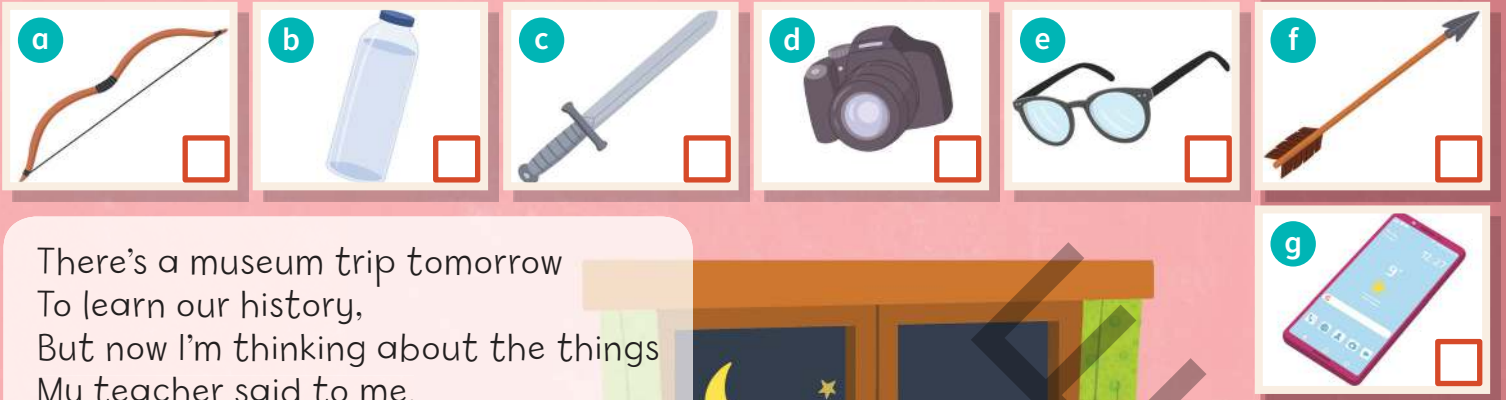
- | | |
|----------------------------|------------------------------|
| I must leave now. | I must walk fast. |
| I mustn't be late . | I mustn't slow down . |
| I must hurry . | I must get |
| Gina doesn't want to wait. | To the other side of town. |



4 Play the *Mustn't forget* game.



1 015 Listen and tick the things the girl mustn't touch or use. Then sing the song.



There's a museum trip tomorrow
 To learn our history,
 But now I'm thinking about the things
 My teacher said to me.

I mustn't touch the arrows.
 I mustn't touch the bows.
 I mustn't touch the swords.
 There are so many things
 to know!

I must listen quietly
 To what my teachers say.
 I must write 500 words
 About the school trip day.

I mustn't take photos.
 I mustn't shout or run.
 I mustn't use my mobile phone.
 I hope it will be fun!

There's a museum trip tomorrow.
 It's going to be fun.
 I'm going to be a good girl.
 We're going to have fun! [x2]



2 Complete the rules for your History lesson.

1 You must ... 2 You must ... 3 You mustn't ... 4 You mustn't ...

3 Compare your rules with a partner.

In my History lesson you must do your homework.

In my History lesson you mustn't be late.

12 Singing for pleasure

1

1 017 Complete the sentences. Listen and check.

necklace coats
 crown swords shield



1 Give us the _____, please.



2 Give him the _____, please.



3 Give me the _____, please.



4 Give her the _____, please.



5 Give them the _____, please.

2 Where do the words go? Say the sentences.

- 1 Give the cameras, please. (us)
- 2 Give the pencils, please. (me)
- 3 Give the apple, please. (her)
- 4 Give the sandwiches, please. (them)

3 018 Watch, listen and say.

Language focus

Give **him a fly.** Give **them a fly.** Give **me a fly.**
 Give **her a fly.** Give **us a fly.**



4 Play the *Show me* game.

Show me the necklace.



The knight



1 019 What do Ben and Lucy see on the shield?



Lucy: Now, let's look for the first line of the rhyme.
Ben: I really hope we can find it here.



Ben: Help! That was close!
Lucy: Where did it come from?
Ben: I don't know, but someone is trying to hurt us.



Ben: I can't see anyone.
Lucy: Look, there's a knight with a sword.
 He's coming after us. Let's run.



Ben: Look, this is a good place to hide.
Lucy: I hope the knight doesn't find us.
Ben: Shhh. We mustn't make a noise.



Lucy: I've got an idea. Hold the lead. Buster, come here!
Ben: That's it, Buster! Good dog!



Ben: That was a brilliant idea.
Lucy: I'm glad it worked. I was very scared.



7

Ben: Look! The knight's shield! It's the first symbol!
 And there's the line of the rhyme.
Lucy: Let me see. 'Behind the picture in the frame.'
 We must write it down.



8

Zelda: Poor Horax. How do you feel?
Horax: Terrible! I'm going to get those children.
Zelda: And their map.

2 Answer the questions.
 Who ...

- | | |
|--------------------------------|---------------------------------|
| 1 sees the knight first? _____ | 4 has a brilliant idea? _____ |
| 2 finds a place to hide? _____ | 5 sees the shield? _____ |
| 3 is on a lead? _____ | 6 doesn't feel very well? _____ |

Phonics

3 Find the **crow**n and the **ar**row in the story.

4 020 Listen and say.



Now give me the **bow**, **crow**n and **ar**row from the **window**, please.

Skills / Storytime

1 Look at the pictures in Activity 2. Answer the questions.


Where can you see ...

- | | |
|--|-----------------------------|
| 1 a woman drinking tea and pulling a face? | 3 a baby with a green face? |
| 2 a girl looking at some sweets? | 4 a dog that can't swim? |

2 021 Read and listen. Match the pictures with the stories.

Family Stories

Family stories are important. They help us learn about who we are and where we come from. Every family has a story teller. My Aunt Jill tells lots of great stories about when she was a child. She often talks about my dad (her younger brother), my grandfather and grandmother (her mum and dad), and their dog. Here are four of my favourites.



1 One day, the family went for a walk by the river with their dog. The dog saw some birds near the river. He wanted to get the birds, so he pulled on the lead and my grandpa dropped it. The dog ran. The birds saw him and flew away. The dog tried to stop but he couldn't, so he fell into the river. But he wasn't good at swimming! Grandpa jumped into the water and helped him to get out.

2 When my dad was a baby he always wore green clothes. Green was my grandmother's favourite colour. But Aunt Jill didn't like my dad because everybody wanted to see him, so they forgot about her. Jill liked painting – she painted all day, every day. One day, when her mother was in the kitchen, Jill looked at her baby brother and had a great idea. When her mother came back from the kitchen she almost dropped her cup of tea. Her baby had a green face and he was laughing!

3 One day, when Aunt Jill was about seven, her mother had some friends at the house for a cup of tea. Jill wanted to help, so her mother asked her to get the sugar. Jill went into the kitchen, got the sugar bowl and put it on the table. One of her mother's friends put some sugar in her tea. A few minutes later when the lady drank her tea she pulled a horrible face. The sugar wasn't sugar – it was salt! 'I'm very sorry, I got the wrong bowl from the kitchen,' said Jill sadly.


4 One day, when my aunt was about four, she went shopping with her dad – my grandpa. He is famous in the family because he always forgets things. He got the bread and walked out of the shop. Jill was busy. She was looking at the sweets and didn't see her dad leave. Grandpa was almost home when he remembered Jill. He ran back to the shop, terrified. Jill was still by the sweets. 'Jill,' he said. 'I'm so sorry I forgot you. Are you OK?' Jill looked up happily and said, 'I'm fine. Can I have these sweets, please?'

3  Which stories do these last lines come from?

- a Her mother wasn't very happy. _____ c When he got out he was very wet. _____
 b Luckily, all the women thought it was really funny. _____ d 'Of course you can!' her dad said. _____

4 What do you think of each story? Compare with a friend.

 = I love it.  = It's OK.  = I don't like it.

5  022 Listen to another story and answer the questions.

- 1 How old was Jill in the story?
- 2 Where was the family on holiday?
- 3 Why didn't Jill's dad use sun cream?
- 4 What was her dad's face like when he woke up?
- 5 What does Jill's dad always do now?



Think and learn

TIMELINES

▶ Watch and answer. How do timelines help us learn about the past?

1 023 Listen and point.

1 900 nine hundred	2 1200 twelve hundred	3 1550 fifteen fifty	4 1825 eighteen twenty-five
5 1960 nineteen sixty	6 2007 two thousand and seven	7 2014 twenty fourteen	

2 Look, read and write the years in the timeline.

1 around _____

This very old helmet was made for a king. People found it in 1939 on a boat under the ground.



1350 1520 2010 600

3 around _____

A king wore this necklace to show that he had a lot of money.



500

1000

1500

2000



2 around _____

This beautiful crown was made for a German queen.

4 _____


This is the ring of the famous princess, Kate Middleton.




3 Look at the timeline again. Answer the questions.


- 1 What was made around 1520? _____
- 2 What is the oldest thing on the timeline? _____
- 3 What is the newest thing on the timeline? _____
- 4 Which things are newer than the helmet? _____
- 5 Which things are older than the necklace? _____



4 Look at the timeline. What year do you think these helmets are from? Draw lines.

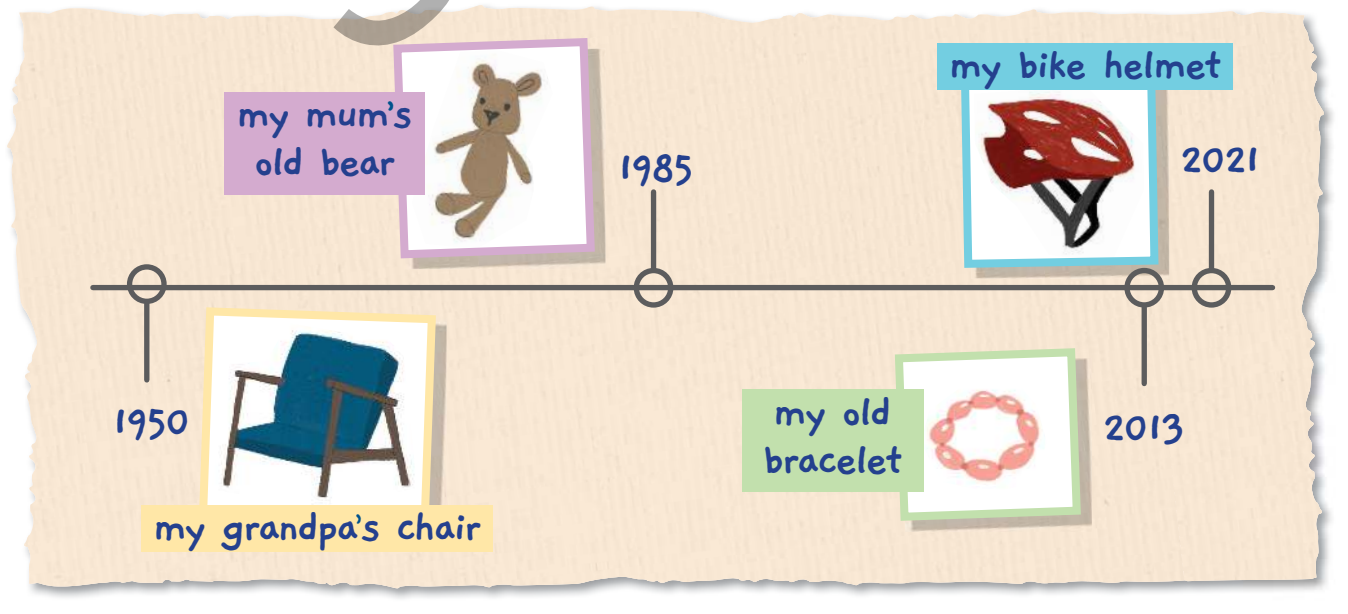
Super fact!
 The first bicycle helmet was made in 1975. 

Timeline of modern helmets




5  024 Now listen and check.

6   **Project** Think of four things in your house. How old are they? Make a timeline for them.



Portfolio



Talk and find out

Living in a museum

1 Choose a role card. Read and plan.

Student A

You are a cat who lives in a museum. One night another cat comes to see you at the museum. Talk to him / her about:

- your friends at the museum
- what you do in the museum in the day
- what you do at night
- your favourite exhibits

Student B

You are a cat living near the museum. One night you go to visit your friend at the museum. Ask him / her questions about life there. You'd like to know about:

- the cat's friends at the museum
- what the cat does during the day
- what the cat does at night
- the cat's favourite exhibits

Useful language

Cat friend

Who are your friends at the museum?
 What do you do ... ?
 Show me your favourite exhibit.
 What is it?

Museum cat

My best friends are ...
 In the day I ... / At night I ...
 My favourite exhibit ...

2 Act out your play.

Who are your friends at the museum?



My best friend is the knight.



Think and write

A museum advert

- 1 Start a new portfolio for this year. Write your profile.

My name:
 My class:
 My teacher's name:
 People in my family:

My favourite sport:
 My favourite music:
 My favourite food and drink:

- 2 You are going to make an advert. Visit a museum or find out about it on the internet. Make notes.

Name of museum: Museum in the Park
 What you can learn: history of Woodville
 Exhibits: old photos, ancient jewellery
 Opening hours: Mon-Fri 9 am-4 pm
 Other facts: café, shop (books, key rings, postcards, posters)

- 3 Read the advert. What makes it boring? How could you make it better?

Come to **WOODVILLE** and visit our **INTERESTING MUSEUM**

It's called the Museum in the Park. Come here to learn interesting things about the history of our town. There are lots of interesting photos in the museum. They show life in our town a long time ago. The most important exhibit is an interesting collection of ancient jewellery. The Museum in the Park is open from 9 am to 4 pm. There is also a nice café and a shop where you can buy interesting books, key rings, postcards and posters.

Writing tip

Use adjectives to help make your writing more interesting.

- 4 Make your advert. How many adjectives are there in it?