

# 

## Helping your child build essential skills is easy!

These teacher-approved activities have been specially developed to make learning both accessible and enjoyable. On each page, you'll find:

### Focus skill


The focus of each activity page is clearly indicated.

### Instructions

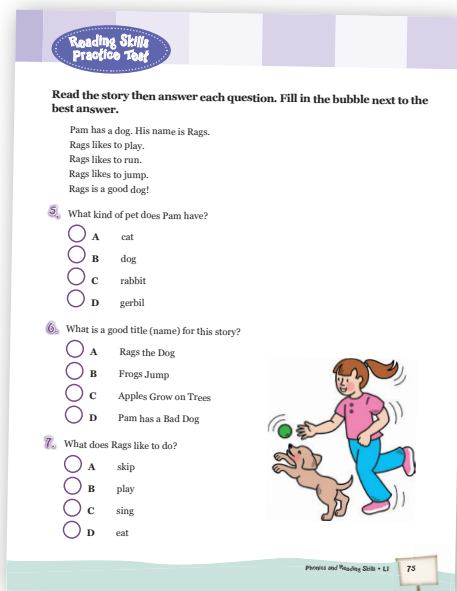
The read-aloud instructions are easy for your child to understand.

### Meaningful learning

Each activity has been carefully designed to make your child's learning meaningful and fun.



This book also contains:



**Instant assessment** to ensure your child really masters the skills.



**Completion certificate** to celebrate your child's leap in learning.



**Motivational cut-and-paste stickers** to mark the milestones of your child's learning path.

# Contents

<b>Phonics/Spelling</b> .....	5
initial and final consonants .....	6–7
special consonants .....	8
silent consonants .....	9
double consonants .....	10
rhyming words .....	11–12
sp consonant blend .....	13
sn consonant blend .....	14
sm consonant blend .....	15
st consonant blend .....	16
tw consonant blend .....	17
str consonant blend .....	18
consonant digraphs .....	19
digraph th .....	20
digraph sh .....	21
digraph ch and wh .....	22
ending digraph ck .....	23
r-controlled ar .....	24
r-controlled or .....	25
spelling list .....	26
Phonics and Spelling Practice Test .....	27–30
<b>Reading Skills</b> .....	31
understanding the reading .....	
process .....	32
finding the main idea .....	33–35
reading for details .....	36–38
sequencing .....	39–42
making predictions .....	43–44
visualizing .....	45–46
classifying .....	47–49
compare and contrast .....	50–52
drawing conclusions .....	53–54
making inferences .....	55–57
cause and effect .....	58–60
analyse characters .....	61–63
reading comprehension .....	64–73
Reading Skills Practice Test .....	74–76
<b>Answer Key</b> .....	77–78
<b>Certificate</b> .....	79
<b>Cut-and-Paste Stickers</b> .....	80

# Phonics/Spelling

Understanding the relationship between letters and the sounds they make, or phonics, is a giant step in learning to read. A good grasp of phonics will help your child become better at spelling.

## What to Do

The activity pages in this section will give your child practice in identifying and spelling long- and short-vowel sounds, consonant blends, consonant digraphs and rhyming words.

Have your child complete the activities on each page. Review the work together. Praise your child for a job well done!

## Keep On Going!

Play a phonics/spelling game with your child. Set up word clues and ask your child to say and spell the word. For example:

I start with the *bl* sound.

I have a short-*o* vowel.

I end with the *k* sound

I rhyme with stock.

What word am I? (block)

Have your child give you clues so you can guess the word.

Match each clue to the correct picture.

1. It begins like



and ends like



•


•



2. It begins like



and ends like



•

•



3. It begins like




and ends like



•


•



4. It begins like



and ends like



•

•



5. It begins like



and ends like



•

•





Fill in the bubble next to the correct answer.

1. Which word has the **silent k** sound?

- ☐ A knife
- ☐ B kite
- ☐ C kit
- ☐ D kind

2. Which word has the **silent w** sound?

- ☐ A wind
- ☐ B write
- ☐ C white
- ☐ D weak

3. Which word does not have a digraph sound?

- ☐ A chain
- ☐ B cap
- ☐ C thin
- ☐ D ship



# Reading Skills

In this section, your child reviews previously learned reading skills and is introduced to new ones. These essential skills will help your child better comprehend what he or she is reading.


## **What to Do**

Read each page with your child. Then have him or her complete the activities. Be sure to review your child's work.

## **Keep On Going!**

Have your child choose a book and read it together. Start by asking your child to look at the cover of the book. Have him or her predict what the story will be about based on the cover picture. Next, while reading, stop every few pages and ask questions. *Where did the story take place? Describe the main characters. What do you think will happen next? What problem does the main character face? How is the problem solved? Can you retell the story in your own words?* This process is called active reading. Good readers are active readers!

Tim is a good reader. He uses clues to help him read. First, he looks at the pictures. That helps him know what the story is about. Next, he reads the title of the story. Now he knows a little more. As he reads the story, the words make pictures in his mind.



**Color in the book beside the correct answer.**

1. Who is Tim?




a good reader




a math whiz

2. What does Tim do first?




reads the story




looks at the pictures

3. What else helps Tim know what the story will be about?




the title




the page number

4. As he reads, what makes pictures in Tim's mind?



the letters



the words

Fill in the bubble next to the sentence that tells about each picture.

## Example



A

A girl sits.



C

A girl runs.



B


A girl walks.



D

A girl eats.

1.



A

The boy plays ball.



B

The cat plays.



C

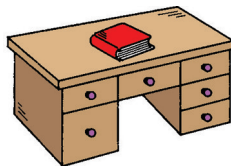
The girls run and play.



D

The cat runs.

2.



A

The book is on the desk.



B

He has two books.



C

The pen is next to the book.



D

The book is on the chair.

3.



A

We have a big bag.



B

She has a rabbit.



C


He has a rug and a pan.



D

She has a cat.

4.



A

Six donkeys sit.



B

The dog sits on a hill.



C

A goat plays in the mud.




D


A cat climbs a tree.

**SCHOLASTIC**

**Learning  
Express**



**Congratulations!**



Paste a photo or draw a  
picture of yourself.

I, \_\_\_\_\_

**am a Scholastic Superstar!**

**I have completed Phonics and Reading Skills L1.**



Presented on \_\_\_\_\_



