

# 4

## Let's try new activities

### Lesson 1



Where are the children?

1



Listen and explore.

1 climb

2 swing

3 swim

4 skip

6 ride

**Tell me!**

What's your favourite thing to do?

2



Listen, stick and say.

3

Trace and read.

*I can skate.*

4



Watch and listen.



## Lesson 2

## Song

1  4.03 Sing and act.

Can you ride a bike, can you catch a ball?  
 Can you skate, can you climb a wall?  
 Can you swing and swim, can you kick a ball?  
 No, I can't! No, I can't.  
 Try! Try! Try!  
 Yes, I can!

2  4.05 Listen and tick (✓) or cross (✗). Say.

Can you swim?  
 Yes, I can. / No, I can't.



## I can shine!

3  Ask and answer.

Can you skip?

No, I can't.  
 But I can swim!



I can name physical activities.



### Lesson 3

1 Look at the story. Who can swim? Tick (✓).

Tess

Oscar

Clara

Basil

2   Listen or watch.

Rise  
and  
Shine

### Explorers Club







Wonder

Imagine

Build

Grow

Shine

I can climb!

Go Tess! You can do it!

Hm...I can swing...

No, Oscar. You can't. Let me try.

Hooray! She can climb!

I've got Peanut!

Amazing!

Well done, Tess!

Great climbing!

I can shine!

3 Read. Then write T (True) or F (False).

- 1 Oscar can swing. He helps Peanut.
- 2 Tess can climb. She helps Peanut.
- 3 Clara can swim. She helps Peanut.

4 Act out.

I can understand a story about different activities.



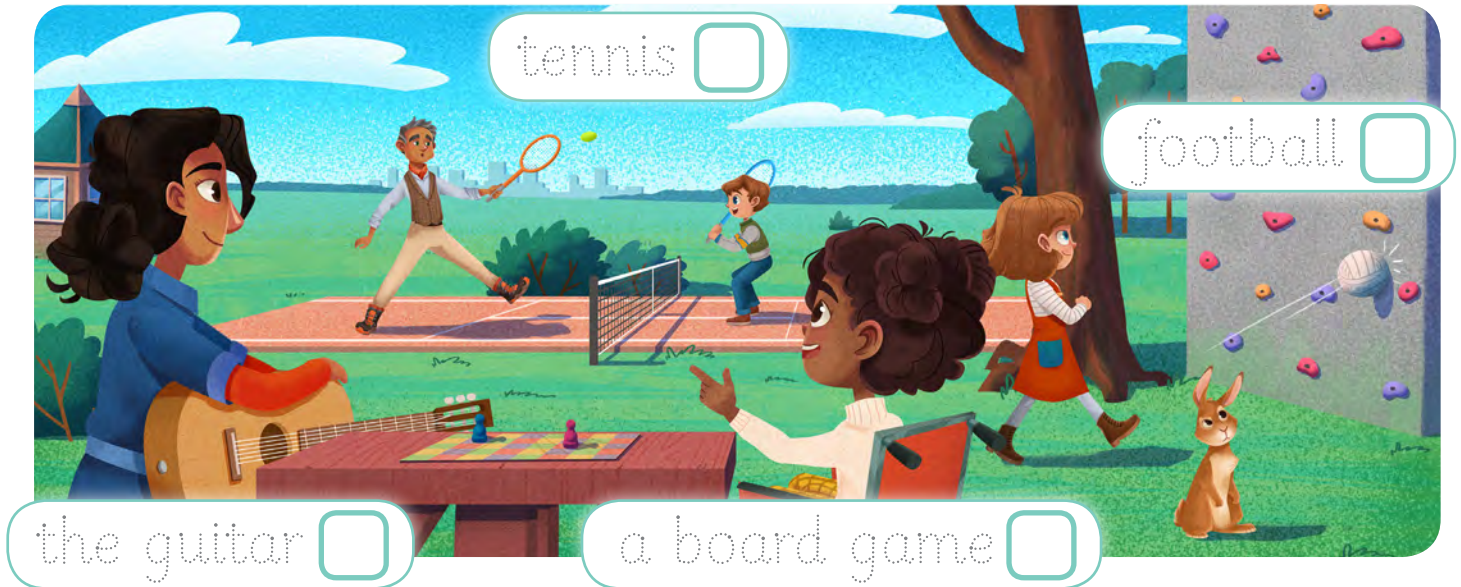
Let's imagine!

What does Oscar want to do?



## Lesson 4

- 1 4.08 Listen and find.      2 4.09 Listen and number. Say.



- 3 4.10 Listen, read and say.



### Chant

Can he play tennis? Yes, he can!  
Can she play football? No, she can't!  
But she can play the guitar. Yes, she can!

Can he play tennis?  
Yes, he can. /No, he can't.



- 4 Ask and answer. Complete. Then say.

<p>My friend</p> <p>_____</p>	<input type="checkbox"/>	<input type="checkbox"/>	<input type="checkbox"/>	<input type="checkbox"/>
-------------------------------	--------------------------	--------------------------	--------------------------	--------------------------

Can he / she play football? \_\_\_\_\_, \_\_\_\_\_.

Can he / she play a board game? \_\_\_\_\_, \_\_\_\_\_.




## Lesson 5

1  4.11 Listen and tick (✓) or cross (x). Say.

1   

2   

3   

2  Look and play.  
Add one more!

Can he play  
tennis?

No, he can't. But  
he can skate!



3  4.12 Listen, write and say.

## My sounds



She can't ride a bike but  
she can play a game!

## I can shine!

4   Cut out, write and play.

Can you  
skip?

No, she  
can't but she  
can climb!

PH4.5a

Yes, I can! Can  
she skip?

I can ask and answer about what others can do.







**Lesson 6**

**1** Listen, look and find.

**2** Listen and number.



violin



drums



piano



recorder

**3** Read and tick (✓).

**How do we play?**



piano	<input type="checkbox"/>	<input type="checkbox"/>
drums	<input type="checkbox"/>	<input type="checkbox"/>
recorder	<input type="checkbox"/>	<input type="checkbox"/>
violin	<input type="checkbox"/>	<input type="checkbox"/>
guitar	<input type="checkbox"/>	<input type="checkbox"/>

**Think and share!**  
 What's your favourite musical instrument?  
 Can you play it?



**4** Watch and listen.



## Lesson 7

## Accepting or declining an invitation

- 1  4.17 Read. Then listen and complete.

### After-school club

Join my club on \_\_\_\_\_  
after school!

At the club, you can

- play the guitar
- play tennis
- play board games

Would you like to join my club?  
Yes / No

- 2 Who's joining the club?  
Read and tick (✓).



Ben

*I'd like to join  
a tennis club.*



Jack

*I'd like to join  
a dance club.*



Teo

*I'd like to join  
a football club.*

### I can shine!

- 3 Read and complete.

### Join my club!

Name: \_\_\_\_\_

I'd like to play:

play tennis / football / drums  
the recorder / board games

I can come on:

Mon Tues Wed Thurs Fri

- 4 Ask and answer.

*Would you like  
to join my club?*

*No, thanks.  
I'd like to join  
a dance club.*

*Yes, of course!  
I'd like to join  
your club.*

**I can accept or politely  
decline an invitation.**





# Let's plan a club!

## Step 1

### Review

1 Find and write.

2 Look, think and tick (✓) for you.

ride skip swing climb skate kick catch swim



- 1 \_\_\_\_\_
- 2 \_\_\_\_\_
- 3 \_\_\_\_\_
- 4 \_\_\_\_\_
- 5 \_\_\_\_\_
- 6 \_\_\_\_\_
- 7 \_\_\_\_\_
- 8 \_\_\_\_\_

3 Ask and answer.

Can he play the guitar?

No, he can't.  
But he can play board games.

4 What can you can do best? Write.

I can \_\_\_\_\_.



## Step 2

Create

5 Plan your club. Tick (✓).

Learn how to.

Recorder

Drum

Board game

Roller skates

6 Create a poster for your club. Draw and write.



7 Invite friends to join your club.

Would you like to join my club?

## Time to shine!

8 Share your club poster with the class.

Can you skate?

Yes, you can skate on Monday.

PH4.9a

No, I can't. But I can swing. I'd like to join your club.

4

I can try new activities.