

1 Our school

1 **009** Listen and say the words. Then check with a friend.

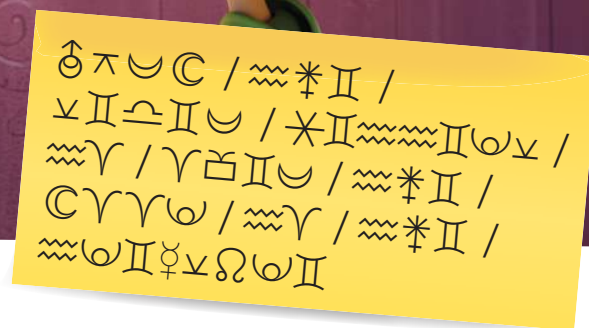
- 1** English
- 2** Maths
- 3** Geography
- 4** Science
- 5** I.T.
- 6** Music
- 7** Art
- 8** P.E.
- 9** History

	Monday	Tuesday	Wednesday	Thursday	Friday
10:30	1 Hello	2 $2 \times 4 = 8$	5		
12:00 LUNCH	3	4			$2 \times 4 = 8$
13:30	6	7	$2 \times 4 = 8$		
14:30		8	9 Hello		
15:30					



BIG QUESTION

What kinds of puzzles are there?



2 **010** Listen and correct the sentences.

- 1 Ben's favourite subject is History.
- 2 Lucy understands the puzzle.
- 3 Lucy wants to ask their Maths teacher.
- 4 Lucy doesn't like the librarian.

3 Ask and answer.

Do you like History?

Yes, I do. It's my favourite subject.

What subjects are you good at?

Music and Art. I'm very good at them.

10 School subjects; *before / after*

1 011 Listen and write Z (Zoe) or A (Adam).

- 1 I love doing number puzzles. z
- 2 My sister likes number puzzles.
- 3 I like listening to stories.
- 4 My sister doesn't like writing stories.
- 5 I love singing.
- 6 I don't like listening to music.




2 Where do the words go? Say the sentences.

- 1 I love. (singing)
- 2 I don't like number puzzles. (doing)
- 3 She doesn't like stories. (writing)
- 4 She likes to music. (listening)

3 012 Watch, listen and say.

Language focus

I **like** listening to music. He **likes** listening to music.
 I **like** climbing trees. He **likes** climbing trees.
 I **love** sleeping in the sun. He **loves** sleeping in the sun.
 But I **don't like** hearing bees. But he **doesn't like** hearing bees!



4 Play the *like / don't like* game.

- doing number puzzles
- listening to stories
- singing
- doing projects
- learning about animals
- listening to music
- sleeping
- writing stories



1 013 Listen and tick the subjects you hear. Then sing the song.



There are lots of puzzles
 To find answers to.
 They help us understand
 What's false and what's true.

I love learning about the world
 In Geography.
 I love playing sports and games.
 It's time to do P.E.

I love hearing about the past.
 I love History.
 Let's turn on our computers now.
 It's time to do I.T.

I love doing lots of sums
 And Maths is really cool.
 Oh yeah! I love all the things
 That we learn at school!

There are lots of puzzles ...



2 Solve the puzzles and write the school subjects.

1 h l g E s n i

2 c c n e i S e

3 y t H r s i o

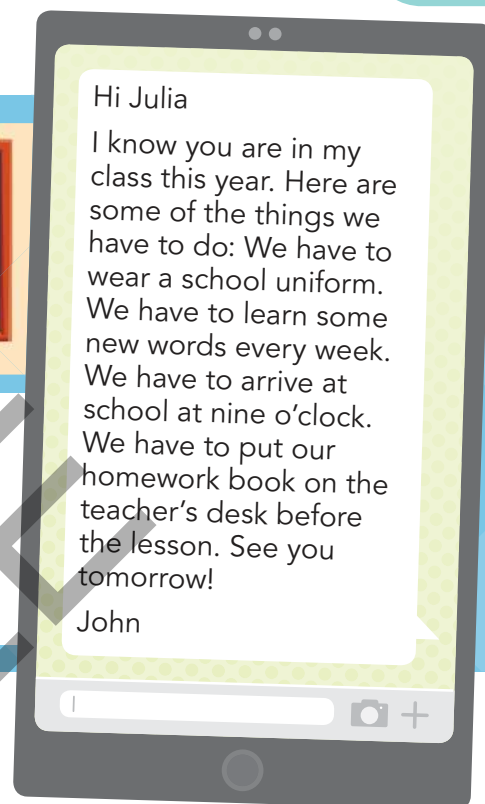
4 h o r p G e y g a

3 Create a puzzle for your friend.

12 Singing for pleasure

1

1  Read and draw the missing picture.



2 Put the words in order. Say the sentences.

1 uniform. have to wear You a school

2 have to your homework put on the teacher's desk. You

3   015 Watch, listen and say.


Language focus

You **have to wear** a uniform.

You **have to clean** your eyes like this.

You **have to climb** like me.

You can't? I see. Hehe!




4 Read and play the rules game.

before you go to bed every day
 before you go to school before you eat



wash your hands



brush your teeth

You have to brush your teeth before you go to bed.



have breakfast



get up



do your homework

Have to + infinitive **13**

Getting help



1



Why can't Lucy and Ben read the book?



1

Lucy: Excuse me. Can you help us, please?
Mr Williams: Yes, of course. What's the problem?
Ben: We can't read this book. It's in code.



2

Mr Williams: Hmm. Let me think. It isn't easy. There are lots of clues in this book. But they're all in code. Very interesting! I like doing puzzles!




3

Mr Williams: This is difficult! Can I keep the book? I can tell you tomorrow.
Lucy: Keep the book?
Ben: No, sorry. We can't give it to you.



4

Mr Williams: OK then, sorry kids. I can't help you. I've got to go.
Lucy: OK, thanks anyway.



5

Ben: What's going on? It's dark!
Lucy: Come on, Ben. We have to get out of here.



6

Ben: Someone wants our book!
Lucy: It's probably Horax and Zelda.
Ben: What? Here in the school? No way!
Lucy: We have to find a way to read this code.

Skills / Storytime

- 1**  Look at the pictures and the title. What do you think the story is about? Write three sentences.

I think the story is about ... There is / are ...

- 2** Read the story quickly. Try to find the answers.

- 1** What is the teacher's name? **3** What do the children write down on the paper?
2 What doesn't Oliver like?

- 3**  **018** Read and listen. Check your answers.

Puzzles are great fun

All the girls and boys in Oliver's class like playing football but Oliver doesn't like football. Many of them love playing computer games but Oliver really doesn't like computer games. 'He's a bit silly!' a boy called Mike says.

At lunch Ms Sanders, their teacher, goes outside with her class. The children love that. Most of the children run around but Oliver prefers sitting under a tree. 'He likes thinking,' some children say. 'He's a bit silly!' Mike says.



One day, the children have a History lesson. Many of the children love History. They love listening to Ms Sanders' stories. Oliver finds listening to stories boring, he prefers numbers and dates.

Ms Sanders sees that Oliver is not listening and she stops her story. She goes to the board and writes a date on it: 10th August 1992.

'History is full of important dates.' Ms Sanders says. Oliver starts to listen. 'And dates are important in our lives too.' Ms Sanders says. 'Look at this date. It's very important to me but maybe it's not important to you. What do you think it is, Oliver?'

The children are all very quiet now. They are looking at Ms Sanders, and they are looking at Oliver. 'It's a Monday!' Oliver says. 'Ha ha!' laugh the children in the class. Ms Sanders tells them to be quiet. 'You're right, Oliver! It is a Monday and it's my birthday. How do you know it's a Monday?'



'It's easy!' Oliver says. 'Write down a date. And I can tell you what day of the week it is!'
 'That's not true!' Mike says. 'You can't know that! You're not a computer. Hahahaha!'

'Take out some paper,' Ms Sanders tells the class. 'Write down a day, a month and a year.'

The children put their papers in front of Oliver.

10th April 2016 – 'It's a Sunday!' Oliver says.

21st September 1999 – 'It's a Tuesday!' Oliver says.

1st January 2001 – 'It's a Monday!' Oliver says.

'Now let's look at the computer!' says Ms Sanders. 'Mike, come here!'

Mike sits down at the computer. He types the first date: 10th April 2016.

'It is a Sunday!' Mike says. He looks at the next date.

'It is a Tuesday!' Mike says. And when he looks at the next date he says,
 'It is a Monday!'



'Wow!' the children say. 'You're a computer, Oliver!'

Oliver smiles. 'I'm not a computer!'

'Can you teach us how to do this?' Mike says.

'Mm. I've got an idea,' Oliver says. 'Let's start a puzzle club
 at our school. Puzzles are great fun!'

'Hooray!' the children shout.



4 Put the story in order.

- In a History lesson, Ms Sanders is telling a story.
- Oliver doesn't listen to the story.
- Oliver says the day of the week for each date.
- Oliver says what day of the week the date is.
- Ms Sanders writes a date on the board.
- The children start a puzzle club together.
- The children write down some dates on pieces of paper.

5 019 Listen to a summary of the story. Write the three differences.

In the summary we have ...

- 1 Maths instead of History. 3 _____ instead of _____.
- 2 _____ instead of _____.

6 Talk together: What activities or subjects at school are fun for you?

I really like ...

My favourite ...

I think it's fun to ...

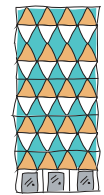
Think and learn

GEOMETRICAL SHAPES



Super fact!

Triangle shapes are often used in buildings because they are very strong.



▶ What shapes can we see in buildings?

1 020 Listen and point.

1

pentagons

2

hexagons

3

triangles

2 Look at these sequences. Draw the missing shapes.

1

3

2

4

3 What shape is it? Match the sentences with the shapes.

1 It's got five sides and five angles.

2 It's got three sides and three angles.

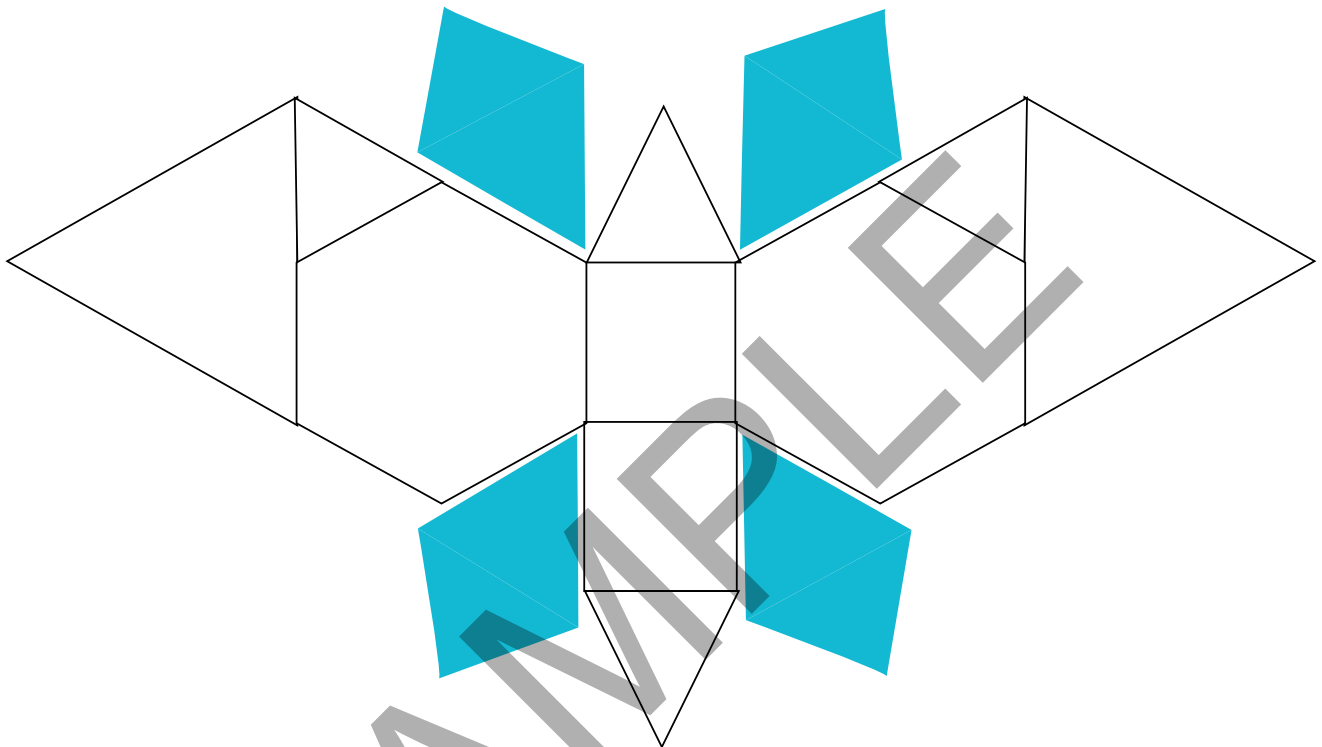
3 It's got six sides and six angles.

4 It hasn't got any angles.

4 Look at the butterfly puzzle and tell your partner how to colour the shapes.

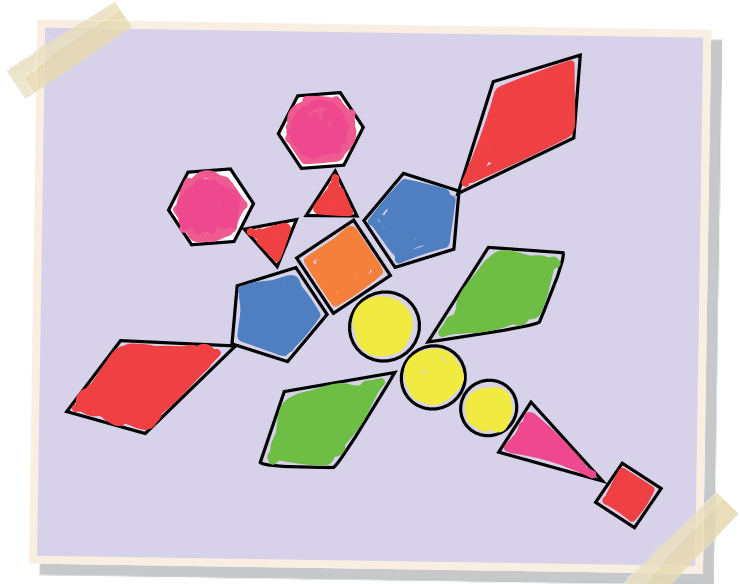
The kites are blue.

OK. And what colour are the small triangles?




5  **Project** Use shapes to draw an insect or a bird. Count the number of shapes, angles and sides. Tell your friends.

This is my insect. It's a dragonfly. It's got six shapes: two hexagons, two squares, two pentagons, three triangles, three circles and four kites. There are ... sides and ... angles.



Portfolio



Talk and find out

Favourite subjects

- 1 Make a prediction.

I predict that my class's favourite school subject is _____.

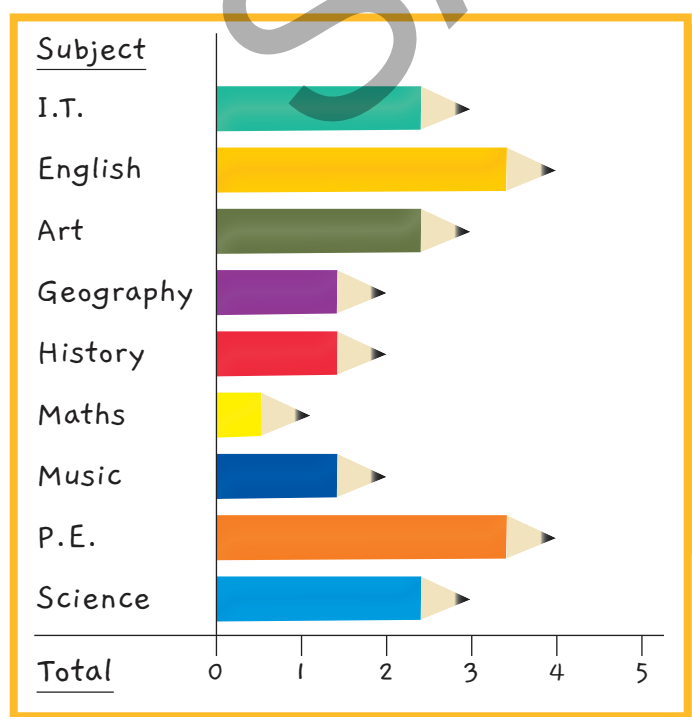
- 2 Work in groups of four. Draw a table. Ask and write.

Favourite subject	Names	
I.T.	Maria	1
English	Shelley, Joshua, Tom	3

- 3 Add up all the answers from the groups on the board.

Favourite subject	Groups	Total
I.T.	1 + 2	3
English	3 + 1	

- 4 Make a bar chart and talk about the results.



Was your prediction correct?

I predicted that my class's favourite school subject was ...

Now I know that my class's favourite school subject is ...

Think and write

My portfolio

1 Read about the portfolio.

Did you know ... ?

Your portfolio helps you to show your learning progress. You can show:

- your stories and other things you write.
- project reports, bar charts, etc.

You can create a print portfolio or a digital portfolio.

In a print portfolio, you can take photos of your work and stick them to your portfolio.

In a digital portfolio, you can upload audio or video recordings of role-play activities and other conversations.



2 Write a profile for your portfolio.

3 Write some rules for your English class.

Writing tip

Check your sentences for capital letters and full stops.

English class rules:

We have to speak English.
 We have to do our homework.

We have to listen to ...
 We have to read a book every ...